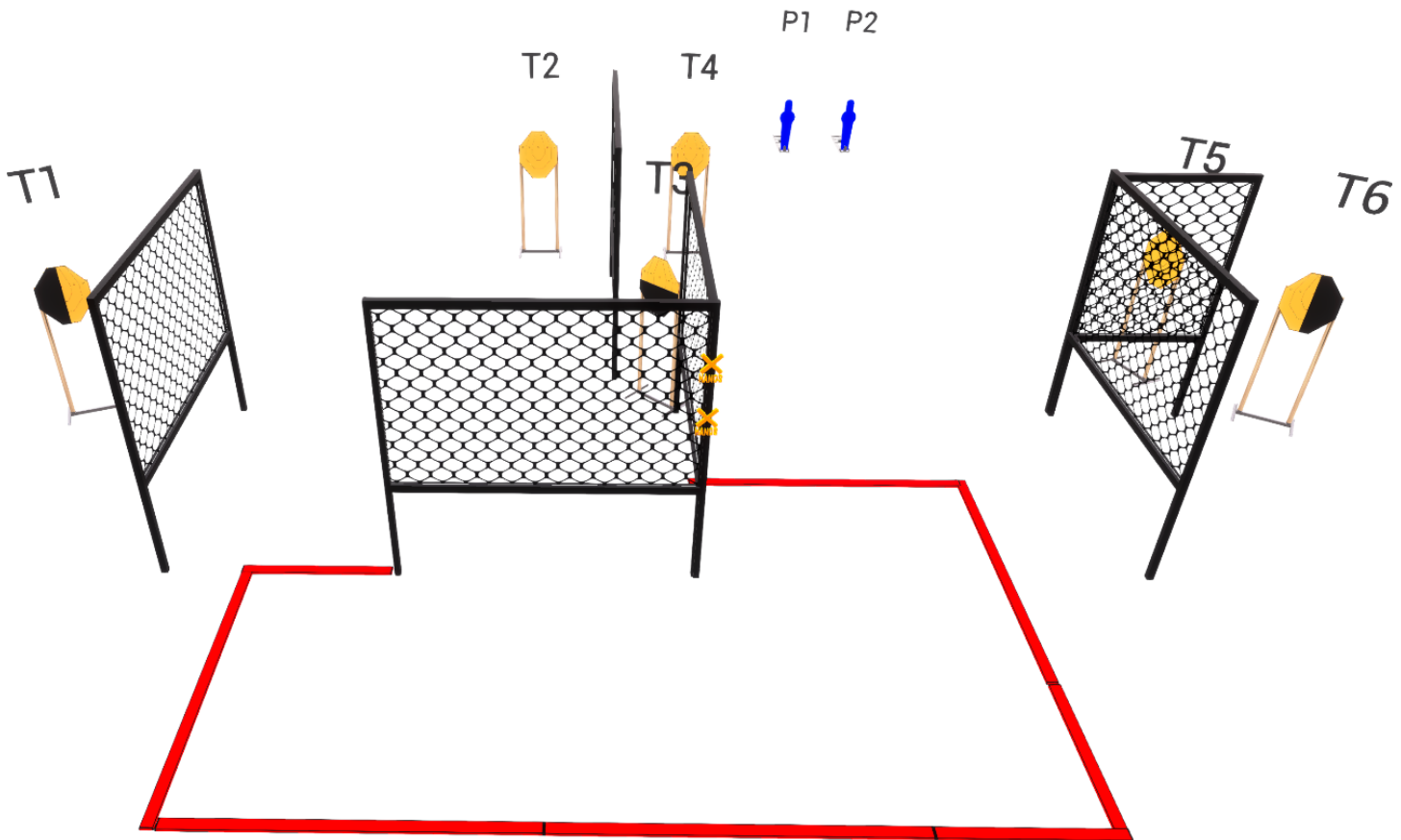


RULES: USPSA Handgun Competition Rules

COURSE DESIGNER: Skyler Davis

Stage Procedure

- SCORING:** Comstock, 14 rounds, 70 points
TARGETS: 6 IPSC Targets, 2 USPSA Poppers
SCORED HITS: Best 2 per IPSC Target, Steel 1 KD = 1A
START-STOP: Audible - Last Shot
START POSITION: The **Handgun Start Position** is standing inside of the shooting area with hands touching start marks. Handgun is loaded and holstered.
 The **PCC Start Position** is standing inside of the shooting area. Carbine is loaded, held in both hands, muzzle touching the lower start mark.
 The **Make Ready** position is at the start position.
PROCEDURE: On the start signal, engage the targets from the shooting area.



Written Stage Briefing

CM 26-02 Darwinism is a 14 round, 70 point Comstock Classifier course. There are 6 IPSC targets and 2 USPSA Poppers. The best 2 hits per target will score. Steel must fall to score. The start signal is audible.

The **Handgun Start Position** is standing inside of the shooting area with hands touching start marks. Handgun is loaded and holstered.

The **PCC Start Position** is standing inside of the shooting area. Carbine is loaded, held in both hands, muzzle touching the lower start mark.

The **Make Ready** position is at the start position.

On the start signal, engage the targets from the shooting area.



Build Instructions

Prop Inventory

Paper

USPSA Targets	Half Size USPSA	IPSC	Half Size IPSC
		6	

Falling Steel

USPSA	USPSA Mini	IPSC	IPSC Mini	Colt
2				

Environment Materials

8' Wall	4' Wall	Wall Stands	Barrels
5	1	10	

Target Stands	Target Sticks	Fault Lines	3' x 3' Boxes
6	12		

Setup Notes:

All targets are 5 ft to the perforations at the top of the target.

Mini-poppers P1 & P2 are measured from the centerline to the center of the popper.

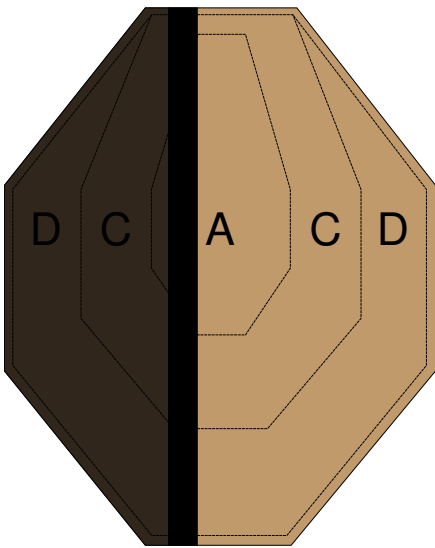
Start Marks are on the right corner of the shooting area face of the uprange wall. One start mark is centered 4 ft above the ground, and the second start mark is centered 5 ft above the ground.

The **blue lines** in the **Build Diagram** indicate the direction to point the angled targets.

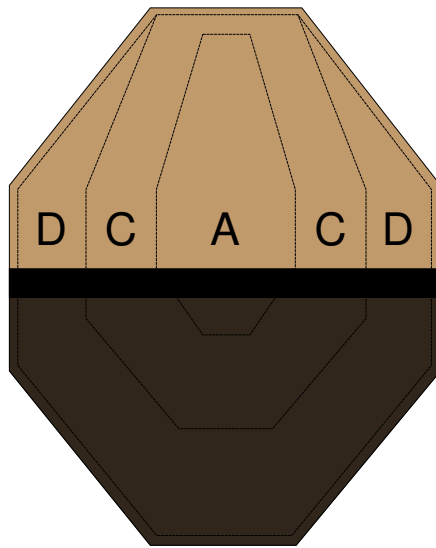
Stage Footprint:

- Width: 42 ft
- Depth: 44 ft
- Suggested Min Bay Size: 45 ft by 50 ft

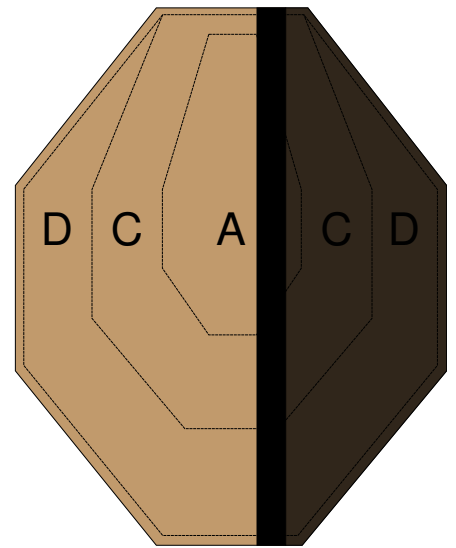




(a) T1 left side hardcover aligned with the left inner corners of the A-zone.



(b) T3 bottom half hardcover aligned with the bottom middle corners of the A-zone.



(c) T6 right side hardcover aligned with the right inner corners of the A-zone.

T1, T3, and T6 hard cover alignments.